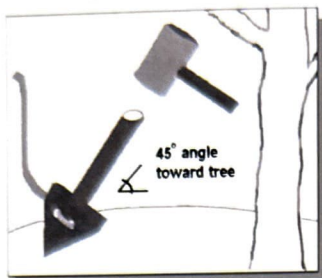
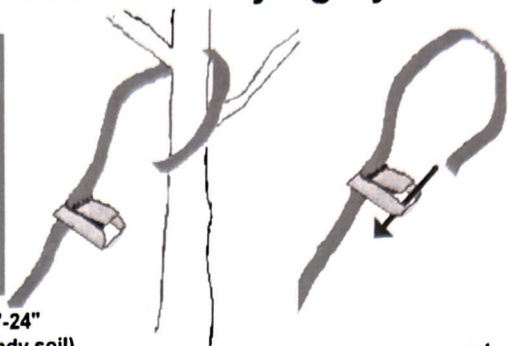


Using the Arborbrace Tree Guying System




1. Drive the arbor arrow anchor 18"-24" down into the ground (deeper in sandy soil) using a 1/2" pipe as a driver.

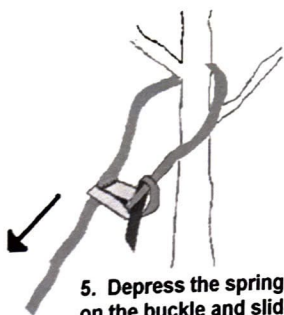
2. With your back to the tree, give the guy line a tug to toggle (set) the anchor.



3. Place the loose end of the strap around the leading branch of the tree and thread through the buckle slot.



4. Tie the loose end of the strap back onto itself using a simple granny knot.



5. Depress the spring button on the buckle and slide towards the anchor to tension line. Repeat for 2nd and 3rd guy lines.



Arborbrace

